

# MRUGESH TRADING LIMITED

Regd. Off: Warden House, 340, J.J. Road, Byculla, Mumbai 400 008.

CIN: L74999MH1984PLC034746

Tel. (022) 2302 7900 Fax: (022) 2307 7231

Website: [www.mrugeshtesting.com](http://www.mrugeshtesting.com)

Email: [cosec@mrugeshtesting.com](mailto:cosec@mrugeshtesting.com)

January 11, 2018

The General Manager – Listing  
Bombay Stock Exchange Limited  
25<sup>th</sup> Floor  
Phiroze Jeejeebhoy Towers  
Dalal Street  
Mumbai 400 001.

Dear Sirs

**Sub.: Information as per Regulation 31 of SEBI (Listing Obligations & Disclosure Requirements) Regulations, 2015.**

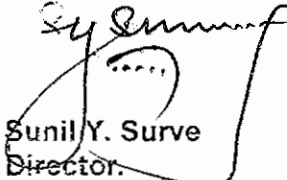
**Ref.: Security Code # 512065**

---

We submit herewith a Statement giving information regarding shareholding pattern of the Company for the Quarter ended 31<sup>st</sup> December, 2017, in the prescribed format.

Thanking you

Yours truly,  
For Mrugesh Trading Limited

  
Sunil Y. Surve  
Director.



Encl.: As above

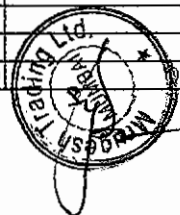
Name of the Company : Mrugesh Trading Ltd  
 Script Code : 512065  
 As on : 31-12-2017

Table I - Summary Statement holding of specified securities						
Category	Category of shareholder	Nos. of shareholders	No. of fully paid up equity shares held	Total nos. shares held	Shareholding as a % of total no. of shares (calculated as per SCRR, 1957)	Number of equity shares held in dematerialized form
(A)	Promoter & Promoter Group	9	98250	98250	40.102	98000
(B)	Public	113	146750	146750	59.898	103550
(C)	Non Promoter- Non Public	0	0	0	0	0
(C1)	Shares underlying DRs	0	0	0	0	0
(C2)	Shares held by Employee Trusts	0	0	0	0	0
	Total	122	245000	245000	100	201550



Table II - Statement showing shareholding pattern of the Promoter and Promoter Group

	Category & Name of the Shareholders	No. of shareholder	No. of fully paid-up equity shares held	Total nos. shares held	Shareholding % calculated as per SCRR, 1957	Number of equity shares held in dematerialized form
<b>1</b>	<b>Indian</b>					
(a)	<b>Individuals/Hindu undivided Family</b>	5	250	250	0.102	0
	SARITA LUNIA	1	50	50	0.02	0
	SURESH P UPADHYAY	1	50	50	0.02	0
	MAHESH P UPADHYAY	1	50	50	0.02	0
	SUSHIL LUNIA	1	50	50	0.02	0
	SUNIL Y SURVE	1	50	50	0.02	0
(b)	<b>Central Government/ State Government(s)</b>	0	0	0	0	0
(c)	<b>Financial Institutions/ Banks</b>	0	0	0	0	0
(d)	<b>Any Other (specify)</b>	4	98000	98000	40	98000
	Bodies Corporate		0			
	RISHABH ENTERPRISES LTD	1	24500	24500	10	24500
	VISHVPRABHA TRADING LTD	1	24500	24500	10	24500
	BHAIRAV ENTERPRISES LIMITED	1	24500	24500	10	24500
	SHRI GURUDEV EN TRADE LTD	1	24500	24500	10	24500
	<b>Sub-Total-(A) (1)</b>	<b>9</b>	<b>98250</b>	<b>98250</b>	<b>40.102</b>	<b>98000</b>
<b>2</b>	<b>Foreign</b>					
(a)	<b>Indivi/Non-Resi Foreign Indivi</b>	0	0	0	0	0
(b)	<b>Government</b>	0	0	0	0	0
(c)	<b>Institutions</b>	0	0	0	0	0
(d)	<b>Foreign Portfolio Investor</b>	0	0	0	0	0
(e)	<b>Any Other (specify)</b>	0	0	0	0	0



Sub-Total-(A)(2)	0	0	0	0	0	0
Total Shareholding of Promoter and Promoter Group (A)= (A)(1)+(A)(2)	9	98250	98250	40.102		98000




Table III - Statement showing shareholding pattern of the Public shareholder

	Category & Name of the Shareholders	No. of shareholder	No. of fully paid up equity shares held	Total nos. shares held	Shareholding % calculated as per SCRR, 1957	Number of equity shares held in dematerialized form
<b>1</b>	<b>Institutions</b>					
(a)	Mutual Funds/	0	0	0	0	0
(b)	Venture Capital Funds	0	0	0	0	0
(c)	Alternate Investment Funds	0	0	0	0	0
(d)	Foreign Venture Capital Investors	0	0	0	0	0
(e)	Foreign Portfolio Investors	0	0	0	0	0
(f)	Financial Institutions/ Banks	0	0	0	0	0
(g)	Insurance Companies	0	0	0	0	0
(h)	Provident Funds' Pension Funds	0	0	0	0	0
(i)	Any Other (specify)	0	0	0	0	0
	Sub-Total-(B) (1)	0	0	0	0	0
<b>2</b>	<b>Central Government/ State Government(s)/ President of India</b>					
		0	0	0	0	0
	Sub-Total-(B)(2)	0	0	0	0	0
<b>3</b>	<b>NON-Institutions</b>					
(a)	Individuals -					



	i. Individual shareholders holding nominal share capital up to Rs. 2 lakhs.					
		69	27550	27550	11.245	10100
	HARISH KUMAR JAJODIA	1	4550	4550	1.857	4550
	GANGADEVI DHARNIDHARKA	1	11350	11350	4.633	0
	VIBHA JAJODIA	1	5050	5050	2.061	5050
	ii. Individual shareholders holding nominal share capital in excess of Rs. 2 lakhs.					
		0	0	0	0	0
(b)	NBFCs registered with RBI					
		0	0	0	0	0
(c)	Employee Trusts					
		0	0	0	0	0
(d)	Overseas Depositories holding DRs) (balancing figure)					
		0	0	0	0	0
(e)	Any Other (specify)					
		44	119200	119200	48.653	93450
	WARDEN INFRA PROJECTS PRIVATE LIMITED	1	3600	8600	3.51	8600
	RAJAN ENTERPRISES PRIVATE LIMITED	1	24500	24500	10	24500
	A-ONE COMMERCE PRIVATE LIMITED	1	7150	7150	2.918	7150
	WARDEN INTERNATIONAL (AGENCIES) PVT LTD	1	24000	24000	9.796	24000
	LYNX MACHINERY & COMMERCIALS LTD	1	24000	24000	9.796	24000
	GULSHAN INVESTMENTS CO LT	1	24500	24500	10	0
	Sub-Total-(B) (3)	113	145750	146750	59.898	103550
	Total Public Shareholding (B)= (B)(1)+(B)(2)+(B)(3)	113	145750	146750	59.898	103550



Table IV - Statement showing shareholding pattern of the Non Promoter- Non Public shareholder

	Category & Name of the Shareholders	No. of shareholder	No. of fully paid up equity shares held	Total nos. shares held	Number of equity shares held in dematerialized form
<b>1</b>	<b>Custodian/DR</b>				
(a)	Name of DR Holder (if available)				
	Sub-Total [C](1)	0	0	0	0
<b>2</b>	<b>Employee Benefit Trust (under SEBI (Share based Employee Benefit) Regulations, 2014)</b>				
(a)	Name (abc...				
	Sub-Total [C](2)	0	0	0	0
		0	0	0	

