

Name of the Company : Mrugesh Trading Ltd  
 Script Code : 512065  
 As on : 30-09-2017

Table I - Summary Statement holding of specified securities

Category	Category of shareholder	Nos. of shareholders	No. of fully paid up equity shares held	Total nos. shares held	Shareholding as a % of total no. of shares (calculated as per SCRR, 1957)	Number of equity shares held in dematerialized form
(A)	Promoter & Promoter Group	9	98250	98250	40.102	98000
(B)	Public	113	146750	146750	59.898	103550
(C)	Non Promoter- Non Public	0	0	0	0	0
(C1)	Shares underlying DRs	0	0	0	0	0
(C2)	Shares held by Employee Trusts	0	0	0	0	0
	<b>Total</b>	<b>122</b>	<b>245000</b>	<b>245000</b>	<b>100</b>	<b>201550</b>



Table II - Statement showing shareholding pattern of the Promoter and Promoter Group

	Category & Name of the Shareholders	No. of shareholder	No. of fully paid up equity shares held	Total nos. shares held	Shareholding % calculated as per SCRR, 1957	Number of equity shares held in dematerialized form
<b>1</b>	<b>Indian</b>					
(a)	<b>Individuals/Hindu undivided Family</b>	5	250	250	0.102	0
	SARITA LUNIA	1	50	50	0.02	0
	SURESH P UPADHYAY	1	50	50	0.02	0
	MAHESH P UPADHYAY	1	50	50	0.02	0
	SUSHIL LUNIA	1	50	50	0.02	0
	SUNIL Y SURVE	1	50	50	0.02	0
(b)	<b>Central Government/ State Government(s)</b>					
		0	0	0	0	0
(c)	<b>Financial Institutions/ Banks</b>					
		0	0	0	0	0
(d)	<b>Any Other (specify)</b>					
		4	98000	98000	40	98000
	Bodies Corporate		0			
	RISHABH ENTERPRISES LTD	1	24500	24500	10	24500
	VISHVPRABHA TRADING LTD	1	24500	24500	10	24500
	BHAIRAV ENTERPRISES LIMITED	1	24500	24500	10	24500
	SHRI GURUDEV EN TRADE LTD	1	24500	24500	10	24500
	<b>Sub-Total-(A) (1)</b>	<b>9</b>	<b>98250</b>	<b>98250</b>	<b>40.102</b>	<b>98000</b>
<b>2</b>	<b>Foreign</b>					
(a)	<b>Indivi/Non-Resi Foreign Indivi</b>					
		0	0	0	0	0
(b)	<b>Government</b>					
		0	0	0	0	0
(c)	<b>Institutions</b>					
		0	0	0	0	0
(d)	<b>Foreign Portfolio Investor</b>					
		0	0	0	0	0
(e)	<b>Any Other (specify)</b>					
		0	0	0	0	0



Sub-Total-(A)(2)	0	0	0	0	0	0
Total Shareholding of Promoter and Promoter Group (A) = (A)(1) + (A)(2)	9	98250	98250	40.102		98000





Table III - Statement showing shareholding pattern of the Public shareholder

	Category & Name of the Shareholders	No. of shareholder	No. of fully paid up equity shares held	Total nos. shares held	Shareholding % calculated as per SCRR, 1957	Number of equity shares held in dematerialized form
<b>1</b>	<b>Institutions</b>					
(a)	Mutual Funds/					
		0	0	0	0	0
(b)	Venture Capital Funds					
		0	0	0	0	0
(c)	Alternate Investment Funds					
		0	0	0	0	0
(d)	Foreign Venture Capital Investors					
		0	0	0	0	0
(e)	Foreign Portfolio Investors					
		0	0	0	0	0
(f)	Financial Institutions/ Banks					
		0	0	0	0	0
(g)	Insurance Companies					
		0	0	0	0	0
(h)	Provident Funds/ Pension Funds					
		0	0	0	0	0
(i)	Any Other (specify)					
		0	0	0	0	0
	Sub-Total-(B) (1)	0	0	0	0	0
<b>2</b>	<b>Central Government/ State Government(s)/ President of India</b>					
		0	0	0	0	0
	Sub-Total-(B)(2)	0	0	0	0	0
<b>3</b>	<b>NON-Institutions</b>					
(a)	Individuals -					



	i. Individual shareholders holding nominal share capital up to Rs. 2 lakhs.					
		69	27550	27550	11.245	10100
	HARISH KUMAR JAJODIA	1	4550	4550	1.857	4550
	GANGADEVI DHARNIDHARKA	1	11350	11350	4.633	0
	VIBHA JAJODIA	1	5050	5050	2.061	5050
	ii. Individual shareholders holding nominal share capital in excess of Rs. 2 lakhs.					
		0	0	0	0	0
	(b) NBFCs registered with RBI					
		0	0	0	0	0
	(c) Employee Trusts					
		0	0	0	0	0
	(d) Overseas Depositories holding DRs) (balancing figure)					
		0	0	0	0	0
	(e) Any Other (specify)					
		44	119200	119200	48.653	93450
	WARDEN INFRA PROJECTS PRIVATE LIMITED	1	8600	8600	3.51	8600
	RAJAN ENTERPRISES PRIVATE LIMITED	1	24500	24500	10	24500
	A-ONE COMMERCE PRIVATE LIMITED	1	7150	7150	2.918	7150
	WARDEN INTERNATIONAL (AGENCIES) PVT LTD	1	24000	24000	9.796	24000
	LYNX MACHINERY & COMMERCIALS LTD	1	24000	24000	9.796	24000
	GULSHAN INVESTMENTS CO LT	1	24500	24500	10	0
	Sub-Total-(B) (3)	113	146750	146750	59.898	103550
	Total Public Shareholding (B)= (B)(1)+(B)(2)+(B)(3)	113	146750	146750	59.898	103550




Table IV - Statement showing shareholding pattern of the Non Promoter- Non Public shareholder

	Category & Name of the Shareholders	No. of shareholder	No. of fully paid up equity shares held	Total nos. shares held	Number of equity shares held in dematerialized form
	<b>1 Custodian/DR</b>				
(a)	Name of DR Holder (if available)				
	Sub-Total [C](1)	0	0	0	0
	<b>2 Employee Benefit Trust (under SEBI (Share based Employee Benefit) Regulations, 2014)</b>				
(a)	Name (abc...				
	Sub-Total [C](2)	0	0	0	0
		0	0	0	0

