

MRUGESH TRADING LIMITED

Regd. Off: Warden House, 340, J.J. Road, Byculla, Mumbai 400 008.

CIN: L74999MH1984PLC034746

Tel. (022) 2302 7900 Fax: (022) 2307 7231

Website: www.mrugeshtesting.com

Email: cosec@mrugeshtesting.com

July 11, 2019

The General Manager – Listing
Bombay Stock Exchange Limited
25th Floor
Phiroze Jeejeebhoy Towers
Dalal Street
Mumbai 400 001.

Dear Sirs


Sub.: Information as per Regulation 31 of SEBI (Listing Obligations & Disclosure Requirements) Regulations, 2015.

Ref.: Security Code # 512065

We submit herewith a Statement giving information regarding shareholding pattern of the Company for the Quarter ended June 30, 2019, in the prescribed format.

Thanking you

Yours truly,
For Mrugesh Trading Limited



Sunil Y. Surve
Director.



Encl.: As above

**Holding of specified securities
Annexure - I**

1. Name of Listed Entity :	Mrugesh Trading Ltd
2. Scrip Code/Name of Scrip/Class of Security :	512065 / Equity
3. Share Holding Pattern Filed under: Reg. 31(1)(a)/Reg. 31(1)(b)/Reg.31(1)(c)	Regulation 31 (1) (b)
a. If under 31(1)(b) then indicate the report for Quarter ending	30-06-2019
b. If under 31(1)(c) then indicate date of allotment/extinguishment :	
4. Declaration: The Listed entity is required to submit the following declaration to the extent of submission of information:-	
Particulars	Yes*/No*
1 Whether the Listed Entity has issued any partly paid up shares?	No
2 Whether the Listed Entity has issued any Convertible Securities?	No
3 Whether the Listed Entity has issued any Warrants?	No
4 Whether the Listed Entity has any shares against which depository receipts are issued?	No
5 Whether the Listed Entity has any shares in locked-in?	No
6 Whether any shares held by promoters are pledge or otherwise encumbered?	No
7. Whether company has equity shares with differential voting rights?	No
8. Whether the listed entity has any significant beneficial owner?	YES
* If the Listed Entity selects the option 'No' for the questions above, the columns for the partly paid up shares, Outstanding Convertible Securities/Warrants, depository receipts, locked-in shares, No of shares pledged or otherwise encumbered by promoters, as applicable, shall not be displayed at the time of dissemination on the Stock Exchange website. Also wherever there is 'No' declared by Listed Entity in above table the values will be considered as 'Zero' by default on submission of the format of holding of specified securities.	



Name of the Company : Mrugesh Trading Ltd
 Script Code : Equity
 As on : 30-06-2019

Table I - Summary Statement holding of specified securities

Category (I)	Category of shareholder (II)	Nos. of shareholders (III)	No. of fully paid up equity shares held (IV)	No. of Partly paid-up equity shares held (V)	No. of shares underlying Depository Receipts (VI)	Total nos. shares held (VII) = (IV)+(V)+(VI)	Shareholding as a % of total no. of shares (calculated as per SCRR, 1957) (VIII) As a % of (A+B+C2)	Number of Voting Rights held in each class of securities (IX)			No. of Shares Underlying convertible securities (including Warrants) (X)	Shareholding, as a % assuming full conversion of convertible securities (as a percentage of diluted share capital) (XI) = (VII)+(X) As a % of (A+B+C2)	Number of Locked in shares (XII)		Number of Shares pledged or otherwise encumbered (XIII)		Number of equity shares held in dematerialized form (XIV)	
								No of Voting Rights					Total as a % of (A+B+C)	No. (a)	As a % of total Shares held (b)	No. (a)		As a % of total Shares held (b)
								Class eg: X	Class eg: Y	Total								
(A)	Promoter & Promoter Group	4	72050			72050	29.41	72050		72050	29.41						72050	
(B)	Public	91	172950			172950	70.59	172950		172950	70.59						172950	
(C)	Non Promoter- Non Public																	
(C1)	Shares underlying DRs																	
(C2)	Shares held by Employee Trusts																	
	Total	95	245000			245000	100	245000		245000	100						201850	



Table II - Statement showing shareholding pattern of the Promoter and Promoter Group

	Category & Name of the Shareholders (I)	No. of shareholder (III)	No. of fully paid up equity shares held (IV)	Partly paid-up equity shares held (V)	Nos. of shares underlying Depository Receipts (VI)	Total nos. shares held (VII = IV+V+VI)	Shareholding % calculated as per SCRR, 1957 As a % of (A+B+C2) (VIII)	Number of Voting Rights held in each class of securities (IX)			No. of Shares Underlying Outstanding convertible securities (including Warrants) (X)	Shareholding, as a % assuming full conversion of convertible securities (as a percentage of diluted share capital) (XI) = (VII)+(X) as a % of A+B+C2	Number of Locked in shares (XII)		Number of Shares pledged or otherwise encumbered (XIII)		Number of equity shares held in dematerialized form (XIV)	
								No of Voting Rights					Total as a % of Total Voting rights	No. (a)	As a % of total Shares held (b)	No. (a)		As a % of total shares held (b)
								Class X	Class Y	Total								
-1	Indian		0	0		0		0										
(a)	Individuals/Hindu undivided Family	1	50	0		50	0.02	50	50	0.02		0.02					50	
	SUNIL YASHAWANT SURVE	1	50	0		50	0.02	50	50	0.02		0.02					50	
(b)	Central Government/ State Government(s)		0	0		0		0	0									
(c)	Financial Institutions/ Banks		0	0		0		0	0									
(d)	Any Other (specify)	3	72000	0		72000	29.39	72000	72000	29.39		29.39					72000	
	BHAIRAV ENTERPRISES LIMITED	1	24000	0		24000	9.8	24000	24000	9.80		9.8					24000	
	RISHABH ENTERPRISES LTD	1	24000	0		24000	9.8	24000	24000	9.80		9.8					24000	
	SHRI GURUDEV EN TRADE LTD	1	24000	0		24000	9.8	24000	24000	9.80		9.8					24000	
Sub-Total (A)(1)		4	72050	0		72050	29.41	72050	72050	29.41		29.41					72050	
-2	Foreign		0	0		0		0	0									
(a)	Individuals (NonResident Individuals/ Foreign Individuals)		0	0		0		0	0									
(b)	Government		0	0		0		0	0									
(c)	Institutions		0	0		0		0	0									
(d)	Foreign Portfolio Investor		0	0		0		0	0									
(e)	Any Other (specify)		0	0		0		0	0									
Sub-Total (A)(2)			0	0		0		0	0									
Total Shareholding of Promoter and Promoter Group (A)=(A)(1)+(A)(2)		4	72050	0		72050	29.41	72050	72050	29.41		29.41					72050	
Details of Shares which remain unclaimed may be given hear along with details such as number of shareholders, outstanding shares held in demat/unclaimed suspense account, voting rights which are frozen etc.Note:(1) PAN would not be displayed on website of Stock Exchange(s).(2) The term Encumbrance has the same meaning as assigned under regulation 28(3) of SEBI (Substantial Acquisition of Shares and Takeovers) Regulations, 2011.																		




Table III - Statement showing shareholding pattern of the Public shareholder

	Category & Name of the Shareholders (I)	No. of shareholder (III)	No. of fully paid up equity shares held (IV)	Partly paid-up equity shares held (V)	Nos. of shares underlying Depository Receipts (VI)	Total nos. shares held (VII = IV+V+VI)	Shareholding % calculated as per SCRR, 1957 As a % of (A+B+C2) (VIII)	Number of Voting Rights held in each class of securities (IX)			No. of Shares Underlying Outstanding convertible securities (including Warrants) (X)	Shareholding, as a % assuming full conversion of convertible securities (as a percentage of diluted share capital) (XI) = (VII)+(X) as a % of A+B+C2	Number of Locked in shares (XII)		Number of Shares pledged or otherwise encumbered (XIII)		Number of equity shares held in dematerialized form (XIV)	
								No of Voting Rights					Total as a % of Total Voting rights	No. (a)	As a % of total Shares held (b)	No. (a)		As a % of total shares held (b)
								Class X	Class Y	Total								
-1	Institutions		0	0		0												
(a)	Mutual Funds		0	0		0												
(b)	Venture Capital Funds		0	0		0												
(c)	Alternate Investment Funds		0	0		0												
(d)	Foreign Venture Capital Investors		0	0		0												
(e)	Foreign Portfolio Investors		0	0		0												
(f)	Financial Institutions/ Banks		0	0		0												
(g)	Insurance Companies		0	0		0												
(h)	Provident Funds/ Pension Funds		0	0		0												
(i)	Any Other (specify)		0	0		0												
	Sub-Total (B)(1)		0	0		0												
-2	Central Government/ State Government(s)/ President of India		0	0		0												
	Sub-Total (B)(2)		0	0		0												
-3	Non-institutions		0	0		0												
(a)(i)	Individuals - i. Individual shareholders holding nominal share capital up to Rs. 2 lakhs.	44	27600	0		27600	11.27	27600		27600	11.27	11.27						10050
	HARISH KUMAR JAJODIA	1	4550	0		4550	1.86	4550		4550	1.86	1.86						4550
	VIBHA JAJODIA	1	5050	0		5050	2.06	5050		5050	2.06	2.06						5050
	ARCHITA GATTANI	1	11350	0		11350	4.63	11350		11350	4.63	4.63						0
(a)(ii)	Individuals - ii. Individual shareholders holding nominal share capital in excess of Rs. 2 lakhs.		0	0		0		0		0								
(b)	NBFCs registered with RBI		0	0		0		0		0								
(c)	Employee Trusts		0	0		0		0		0								
(d)	Overseas Depositories (holding DRs) (balancing figure)		0	0		0		0		0								
(e)	Any Other (specify)	47	145350	0		145350	59.33	145350		145350	59.33	59.33						119750
	HUF	2	100	0		100	0.04	100		100	0.04	0.04						100
	ABHINANDAN ENTERPRISES LTD	1	2500	0		2500	1.02	2500		2500	1.02	1.02						2500
	A-ONE COMMERCE PRIVATE LIMITED	1	7150	0		7150	2.92	7150		7150	2.92	2.92						7150
	WARDEN INFRA PROJECTS PRIVATE LIMIT	1	8600	0		8600	3.51	8600		8600	3.51	3.51						8600
	WARDEN PACKAGING & CONTAINERS PVT L	1	10100	0		10100	4.12	10100		10100	4.12	4.12						10100
	WARDEN EXPORTS PRIVATE LIMITED	1	15100	0		15100	6.16	15100		15100	6.16	6.16						15100
	LYNX MACHINERY & COMMERCIALS LTD	1	24000	0		24000	9.8	24000		24000	9.8	9.8						24000
	RAJAN ENTERPRISES PRIVATE LIMITED	1	24000	0		24000	9.8	24000		24000	9.8	9.8						24000
	WARDEN INTERNATIONAL PRIVATE LIMITE	1	24000	0		24000	9.8	24000		24000	9.8	9.8						24000
	GULSHAN INVESTMENTS CO LTD	1	24500	0		24500	10	24500		24500	10	10						0
	Bodies Corporate	45	145250	0		145250	59.29	145250		145250	59.29	59.29						119650
	Sub-Total (B)(3)	91	172950	0		172950	70.59	172950		172950	70.59	70.59						129800
	Total Public Shareholding (B)=(B)(1)+(B)(2)+(B)(3)	91	172950	0		172950	70.59	172950		172950	70.59	70.59						129800



Sub

Table IV - Statement showing shareholding pattern of the Non Promoter- Non Public shareholder

	Category & Name of the Shareholders (I)	No. of shareholder (III)	No. of fully paid up equity shares held (IV)	Partly paid-up equity shares held (V)	Nos. of shares underlying Depository Receipts (VI)	Total nos. shares held (VII = IV+V+VI)	Shareholding % calculated as per SCRR, 1957 As a % of (A+B+C2) (VIII)	Number of Voting Rights held in each class of securities (IX)			No. of Shares Underlying convertible securities (including Warrants) (X)	Shareholding, as a % assuming full conversion of convertible securities (as a percentage of diluted share capital) (XI) = (VII)+(X) as a % of A+B+C2	Number of Locked in shares (XII)		Number of Shares pledged or otherwise encumbered		Number of equity shares held in dematerialized form (XIV)	
								No of Voting Rights					Total as a % of Total Voting rights	No. (a)	As a % of total Shares held (b)	No. (a)		As a % of total shares held (b)
								Class X	Class Y	Total								
1	Custodian/DR Holder																	
(a)	Name of DR Holder (if available)																	
	Sub-Total [C](1)	0	0	0	0	0	0	0	0	0	0	0	0	0	0	0	0	
2	Employee Benefit Trust (under SEBI (Share based Employee Benefit) Regulations, 2014)																	
(a)	Name (abc...)																	
	Sub-Total [C](2)	0	0	0	0	0	0	0	0	0	0	0	0	0	0	0	0	
	Total Non-Promoter- Non Public Shareholding (C)=[C](1) +[C](2)	0	0	0	0	0	0	0	0	0	0	0	0	0	0	0	0	
<p>Note (1) PAN would not be displayed on website of Stock Exchange(s). (2) The above format needs to disclose name of all holders holding more than 1% of total number of shares (3) W.r.t. the information pertaining to Depository Receipts, the same may be disclosed in the respective columns to the extent information available,</p>																		

