

(1)(a) Statement showing ShareHolding Pattern

Name of the Company : Mrugesh Trading Ltd

Quarter Ended : 31-12-2014


Scrip Code : 512065

Partly paid-up Shares	No.of Partly paid-up Shares	As a % of total No. of Partly paid-up Shares	As a % of Total no. of Shares of the Company
Held by Promoters/ Promoters Group	0		
Held by Public	0		
TOTAL - D	0		

Outstanding Conv. Securities	No.of Outstanding Securities	As a % of Total no.of O/S Conv.Securities	As a % of Total no.of shares of the Co., assuming full conv.
Held by Promoters/ Promoters Group	0		
Held by Public	0		
TOTAL - E	0		

Warrants :	No.of Warrants	As a % of Total no.of Warrants	As a % of Total no.of shares of the Co., assuming full conv.
Held by Promoters/ Promoters Group	0		
Held by Public	0		
TOTAL - F	0		

Total paid-up Capital of the Company assum- ing full conv. Of warrants & securities	245000
---	--------




Statement Showing Shareholding Pattern - Table (I)(a)

Mrugesh Trading Ltd

Scrip Code : 512065
Quarter Ended : 31-12-2014

Category code	Category of Shareholder	Number of Shareholders	Total number of shares	Number of shares held in dematerialized form	Total shareholding as a percentage of total number of shares		Shares pledged or otherwise encumbered	
					As a percentage of (A+B) ¹	As a percentage of (A+B+C)	Number of shares	As a % of Total No. of Shares
(A)	Shareholding of Promoter and Promoter Group ²							
1	Indian							
a	Individual/Huf	5	250	0	0.102	0.102	0	0.000
b	Central/State Govt	0	0	0	0.000	0.000	0	0.000
c	Bodies Corporate	4	98000	98000	40.000	40.000	0	0.000
d	Fins / Banks	0	0	0	0.000	0.000	0	0.000
e	Any Other specify	0	0	0	0.000	0.000	0	0.000
e-1		0	0	0	0.000	0.000	0	0.000
e-2		0	0	0	0.000	0.000	0	0.000
	Sub Total(A)(1)	9	98250	98000	40.102	40.102	0	0.000
2	Foreign							
a	Indv NRI/For Ind	0	0	0	0.000	0.000	0	0.000
b	Bodies Corporate	0	0	0	0.000	0.000	0	0.000
c	Institutions	0	0	0	0.000	0.000	0	0.000
d	Qualified For Inv.	0	0	0	0.000	0.000	0	0.000
e	Any Other Specify	0	0	0	0.000	0.000	0	0.000
e-1		0	0	0	0.000	0.000	0	0.000
e-2		0	0	0	0.000	0.000	0	0.000
	Sub Total(A)(2)	0	0	0	0.000	0.000	0	0.000
	Total Shareholding of Promoter and Promoter Group Total (A)= (A)(1)+(A)(2)	9	98250	98000	40.102	40.102	0	0.000
(B)	Public shareholding							
1	Institutions							
a	Mutual Funds	0	0	0	0.000	0.000		
b	Fins / Banks	0	0	0	0.000	0.000		
c	Central/State Govt	0	0	0	0.000	0.000		
d	Venture Cap Fund	0	0	0	0.000	0.000		
e	Insurance Comp(s)	0	0	0	0.000	0.000		
f	Foreign Ins Invest	0	0	0	0.000	0.000		
g	Foreign Ven Cap In	0	0	0	0.000	0.000		




Statement Showing Shareholding Pattern - Table (I)(a)

Mrugesh Trading Ltd

Scrip Code : 512065


Quarter Ended : 31-12-2014

Category code	Category of Shareholder	Number of Shareholders	Total number of shares	Number of shares held in dematerialized form	Total shareholding as a percentage of total number of shares		Shares pledged or otherwise encumbered	
					As a percentage of (A+B) ¹	As a percentage of (A+B+C)	Number of shares	As a % of Total No. of Shares
h	Qualified For Inv.	0	0	0	0.000	0.000		
i	Any Other -Specify	0	0	0	0.000	0.000		
i-1		0	0	0	0.000	0.000		
i-2		0	0	0	0.000	0.000		
	Sub-Total (B)(1)	0	0	0	0.000	0.000		
B 2	Non-institutions							
a	Bodies Corporates	47	119300	93150	48.694	48.694		
b	Individuals							
	i) upto Rs 1-Lac	70	16100	10100	6.571	5.571		
	ii) above Rs1-Lac	1	11350	0	4.633	4.633		
c	Qualified For Inv.	0	0	0	0.000	0.000		
d	Any Other -Cir-Mem	0	0	0	0.000	0.000		
d-1		0	0	0	0.000	0.000		
d-2		0	0	0	0.000	0.000		
	-OCB	0	0	0	0.000	0.000		
	-NRI	0	0	0	0.000	0.000		
	Sub-Total (B)(2)	118	146750	103250	59.898	59.898		
(B)	Total (B)=(B)(1)+(B)(2)	118	146750	103250	59.898	59.898		
	TOTAL (A)+(B)	127	245000	201250		100.000	0	0.000
(C)	Held by Custodians against Depository Receipts							
	PROMOTER & PRO GRP	0	0	0		0.000		
	PUBLIC	0	0	0		0.000		
	GRAND TOTAL (A)+(B)+(C)	127	245000	201250		100.000	0	0.000




(I)(b) Statement showing holding of securities (including shares, warrants, convertible securities) of persons belonging to the category "Promoter and Promoter Group"


Sr. No.	Ref- No	Name of the shareholder	Total Shares held		Shares pledged or otherwise encumbered			Details of warrant		Details of convertible securities		Total shares (including underlying shares assuming full conversion of warrant and convertible securities) as a % of diluted share capital
			Number	As a % of grand total (A)+(B)+(C)	Number	% of Total shares held	As a % of grand total (A)+(B)+(C)	Number of warrants held	As a % of total No of warrants of the same class	Number of convertible securities held	As a % of total No of convertible securities of the same class	
1	00013259	SHRI GURUDEV EN TRADE LTD	24500	10.000	0	0.000	0.000	0	0.000	0	0.000	10.000
2	00013278	RISHABH ENTERPRISES LTD	24500	10.000	0	0.000	0.000	0	0.000	0	0.000	10.000
3	00013381	VISHVPRABHA TRADING LTD	24500	10.000	0	0.000	0.000	0	0.000	0	0.000	10.000
4	00014628	BHAIRAV ENTERPRISES LIMITED	24500	10.000	0	0.000	0.000	0	0.000	0	0.000	10.000
5	000276	SURESH P UPADHYAY	50	0.020	0	0.000	0.000	0	0.000	0	0.000	0.020
6	000277	SUNIL Y SURVE	50	0.020	0	0.000	0.000	0	0.000	0	0.000	0.020
7	000278	MAHESH P UPADHYAY	50	0.020	0	0.000	0.000	0	0.000	0	0.000	0.020
8	000321	SUSHIL LUNIA	50	0.020	0	0.000	0.000	0	0.000	0	0.000	0.020
9	000336	SARITA LUNIA	50	0.020	0	0.000	0.000	0	0.000	0	0.000	0.020
		Total Promoter & Promcter Group	98250	40.102	0	0.000	0.000	0	0.000	0	0.000	40.100




Signature

(D)(c) Statement showing holding of securities (including shares, warrants, convertible securities) of persons belonging to the category "Public" and holding more than 1% of the total number of shares									
Sr. No.	Ref-Num	Name of the shareholder	Number of shares	Shares as a percentage of total number of shares (i.e., Grand Total (A)+(B)+(C) indicated in Statement at para (D)(a) above}	Details of warrant		Details of convertible securities		Total shares (including underlying shares assuming full conversion of warrant and convertible securities) as a % of diluted share capital
					Number of warrants held	As a % of total No of warrants of the same class	Number of convertible securities held	As a % of total No of convertible securities of the same class	
1	AAACA3879Q	A-ONE COMMERCE PRIVATE LIMITED	7150	2.918	0	0.000	0	0.000	2.918
2	000232	GULSHAN INVESTMENTS CO LTD	24500	10.000	0	0.000	0	0.000	10.000
3	ACLPJ0399L	HARISH KUMAR JAJODIA	4550	1.857	0	0.000	0	0.000	1.857
4	AAACL4374K	LYNX MACHINERY & COMMERCIALS LTD	24000	9.796	0	0.000	0	0.000	9.796
5	AAACR6883L	RAJAN ENTERPRISES PRIVATE LIMITED	24500	10.000	0	0.000	0	0.000	10.000
6	000372	SANJIV DHARNIDHARKA	11350	4.633	0	0.000	0	0.000	4.633
7	ACTPJ8260C	VIBHA JAJODIA	5050	2.061	0	0.000	0	0.000	2.061
8	AAACC1573L	WARDEN INFRA PROJECTS PRIVATE LIMIT	8600	3.510	0	0.000	0	0.000	3.510
9	AAACW0749H	WARDEN INTERNATIONAL (AGENCIES) PVT	24000	9.796	0	0.000	0	0.000	9.796
				0.000					
		Total	133700	54.571	0	0.000	0	0.000	54.571





(1)(c) Statement showing holding of securities (including shares, warrants, convertible securities) of persons (together with PAC) belonging to the category "Public" and holding more than 5% of the total number of shares									
Sr. No.	Ref-Num	Name of the shareholder	Number of shares	Shares as a percentage of total number of shares [i.e., Grand Total (A)+(B)+(C) indicated in Statement at para (1)(a) above]	Details of warrant		Details of convertible securities		Total shares (including underlying shares assuming full conversion of warrant and convertible securities) as a % of diluted share capital
					Number of warrants held	As a % of total No of warrants of the same class	Number of convertible securities held	As a % of total No of convertible securities of the same class	
1	000232	GULSHAN INVESTMENTS CO LTD	24500	10.000	0	0.000	0	0.000	10.000
2	AAACL4374K	LYNX MACHINERY & COMMERCIALS LTD	24000	9.796	0	0.000	0	0.000	9.796
3	AAACR6880L	RAJAN ENTERPRISES PRIVATE LIMITED	24500	10.000	0	0.000	0	0.000	10.000
4	AAACW0749H	WARDEN INTERNATIONAL (AGENCIES) PVT	24000	9.796	0	0.000	0	0.000	9.796
				0.000					
		Total -Public [5% & above]	97000	39.592	0	0.000	0	0.000	39.592



(I)(d) Statement showing details of locked-in shares


Sr. No.	Ref- Num	Name of the shareholder	Number of locked-in shares	Locked-in shares as a percentage of total number of shares {i.e., Grand Total (A)+(B)+(C) indicated in Statement at para (I)(a) above}	Promoter/Promoter Group/Public
		Total Locked in Shares	0	0.000	



[Handwritten signature]

(II)(a) Statement showing details of Depository Receipts (DRs)


Sr. No.	Ref-Num	Name of the Holder	Type of outstanding DR (ADRs, GDRs, SDRs, etc.)	Number of outstanding DRs	Number of shares underlying outstanding DRs	Shares underlying outstanding DRs as a percentage of total number of shares {i.e., Grand Total (A)+(B)+(C) indicated in Statement at para (I)(a) above}



Signature

(II)(b) Statement showing Holding of Depository Receipts (DRs), where underlying shares held by Promoter/Promoter Group are in excess of 1% of the total number of shares

Sr. No.	Ref-Num	Name of the DR Holder	Type of outstanding DR (ADRs, GDRs, SDRs, etc.)	Number of outstanding DRs	Number of shares underlying outstanding DRs	Shares underlying outstanding DRs as a percentage of total number of shares {i.e., Grand Total (A)+(B)+(C) indicated in Statement at para (I)(a) above}



Sum